

Kathleen Bissett

109 Thorndale Place, Waterloo, Ontario, N2L 5Y8 Voice: (519) 747-1275 Email: info@kathleenbissett.com

Workshops

Autumn Leaves © 1993 Kathleen Bissett




Collage Quilting

Create a three-dimensional collage quilt using the design element(s) of your choice. My Maple Leaf Series is the inspiration for this course. These quilts used several variations of a single design element, the maple leaf. With your chosen element you will play with colour and texture while creating your one-of-a-kind work of art. They are hand assembled, partially fused, machine quilted and embellished by hand. *Collage Quilting* can be presented as a one, two or three day workshop. During a one-day session we will design and will at least commence assembling the quilts. *Intermediate & Advanced levels.*

Star Dance

A Modular Coffee Table Quilt

Are your beds and walls covered with quilts? Do you need new surfaces for display? Come create this modular quilt that is as beautiful to behold in its various arrangements as it is intriguing to manipulate. Star Dance is an original modular stained glass design. The modules can be rotated changing the design. It is made using either hand or machine stained glass techniques your choice. The *Star Dance* pattern is required and is available in quilt shops and in class. *Any level quiltmaker will enjoy this class.*



Star Dance © 1994 Kathleen Bissett
Module with four arrangements

Sea Breeze © 1995 Kathleen Bissett



Curved Log Cabin

The log cabin has always been a very interesting and beloved quilt block. We know the many design options that exist with the traditional version of the block. It is also possible to create the illusion of curves. In this class we will explore the methods of creating curves with the straight strips in the log cabin block.

The half day version of this workshop is a lecture/demonstration for the first portion of the class, with design opportunities and exercises on grids and handouts provided for the class during the second portion. Longer versions of the workshop provide time to start constructing quilts.

Basic log cabin knowledge required.





Ribbon Dance

It is always intriguing to investigate the various block sets for a quilt. As quilters, we normally “audition” the position of our blocks before sewing them together. As I played with my first modular set of quilt blocks, I became intrigued with the idea of creating quilts in which the quilt blocks could actually be rotated. *Ribbon Dance* is the fourth in a series of original *Coffee Table Quilts* in which the blocks are constructed as complete units (modules). These 8-inch completed modules can be rotated and thus form numerous pleasing arrangements.

Ribbon Dance © 2007 Kathleen Bissett

Machine and/or hand stained glass quilting techniques can be used in the construction of *Ribbon Dance*.
Intermediate.



Say It With Stitches

Have fun creating greeting cards with your sewing machine! We will be producing one-of-a-kind cards for all occasions with scraps of fabric and a variety of threads and notions.... and our sewing machines. Techniques, including machine sashiko, appliqué, strip-piecing, collage, decorative stitching and more will be demonstrated and the rest is up to you. Kits including the cards and many of the additional makings are available. *All levels.*



Colour Exploration

This one-day workshop has been designed to help the quilter gain "colour confidence". A variety of approaches to working with colour will be investigated, enabling the student to find his/her own comfortable approach. A number of teaching tools will be employed. This workshop will be helpful to quilters of all levels of experience. Students will complete the workshop having made several tangible references for their continued success in working with colour. There is a \$11.50 kit fee per participant. *All levels.*


Top Secret

A Mystery Quilt

This *Top Secret* quilt is fun to construct using quick cutting and machine techniques. If you can sew a consistent seam allowance, you can make this quilt! The first clue will be given in the supply list. The finished quilt with borders will measure about 54 inches square. Information on making a larger version will be supplied for anyone wishing to make a bed-sized quilt.

Prerequisite: Ability to maintain a consistent seam allowance (*Anyone who wants a fun day!*)

Magic Tiles © 1995 Kathleen Bissett



Magic Tiles

Come to this one-day workshop with twelve different squares of fabric and strips of "grout". By the end of the day your single fabric squares will have been magically transformed into your own custom designed multi-fabric "tiles" with the "grout" in place. Machine piecing and rotary experience are needed. The *Magic Tiles* pattern is required and is available in quilt shops and in class. *Intermediate level.*


Garden Delight

This original pattern is a "delight" both to view and make. Using basic quick cutting and sewing techniques you will create a lovely colourwash garden - and you will only need to select a few fabrics. A true delight! Fabrics are chosen and sewn into "strata" prior to the one-day workshop. The *Garden Delight* pattern is required and is available in quilt shops and in class. *All levels.*

Garden Delight © 1999 Kathleen Bissett



Tango Tiles © 2002 Kathleen Bissett



Tango Tiles

This exciting quilt was created by Jim Wilford of Windsor, Ontario. With Jim's design I have developed a fun, new pattern. Starting with sixteen or more "tile" fabrics and the addition of "grout" (sound familiar?) and accent "dots", you will produce Tango Tiles blocks. Many fabric combinations work well. Several are illustrated on the pattern. The *Tango Tiles* pattern is required and is available in quilt shops and in class. *Intermediate level.*

Lectures & Seminars

Leaves of Our Lives © 1992 Kathleen Bissett



The Colour of My Quilts A Lecture & Trunk Show (or Virtual Trunk Show)

In this one-hour lecture/trunk show I will share the approaches I use when working with colour. I will be using many of the quilts I have made over the years as illustrations of what works and what doesn't in colour and fabric selection. A variety of "tools" to working with colour will be introduced, enabling the quilter to try something new. My aim is to help quilters gain colour confidence.

© *Copyright for Quilters* © A Lecture & Trunk Show (or Virtual Trunk Show)

There is a great deal of confusion concerning copyright and how it applies to quilting. In this lecture/trunk show quilts will be used to illustrate various issues that we, as quilters, need to understand. I will be interpreting what I, as a quilter, understand about copyright law. I will share my experience at dealing with the infringement of one of my designs. I do not profess to be a lawyer, but a well-read professional quilter. (Note: *Copyright for Quilters* is also available as a three-hour seminar.)

One Quilter's Journey A Computer-Generated Lecture & Trunk Show

In this hour-long slide/quilt show I will share with you my life's journey as a quilter. We will look at both slides and quilts that will serve as illustrations of the incredible, unexpected turns my life as a quilter have taken. The itinerary starts in Beaconsfield, Quebec, and includes visits to Asia and Africa as well as a year's residence as an artist-in residence at the Joseph Schneider Haus Museum in Kitchener, Ontario.



Shining Seas © 1993 Kathleen Bissett